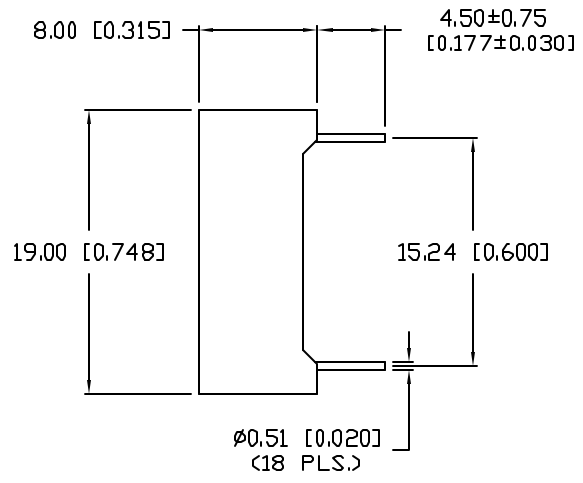
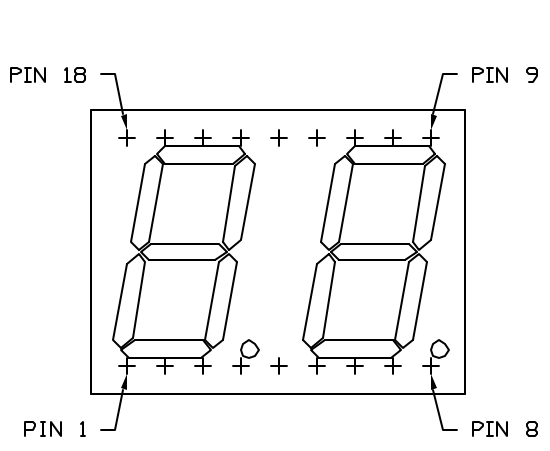


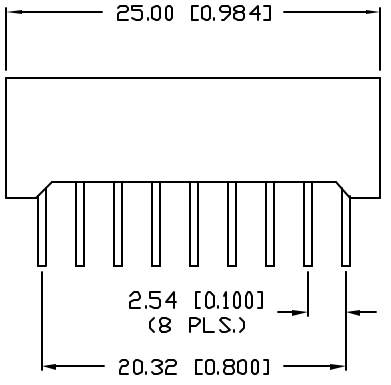
UNCONTROLLED DOCUMENT

PART NUMBER		REV.
LDD-M50024R1		A
REV.	E.C.N. NUMBER AND REVISION COMMENTS	DATE
A	E.C.N. #10568./ CHARACTER HEIGHT.	11-18-99

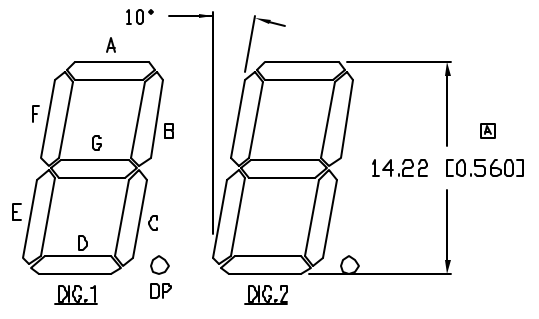


ELECTRO-OPTICAL CHARACTERISTICS $T_A=25^\circ\text{C}$ $I_f=10\text{mA}$

PARAMETER	MIN	TYP	MAX	UNITS	TEST COND
PEAK WAVELENGTH		565 (GREEN)		nm	
		635 (RED)		nm	
FORWARD VOLTAGE (G/R)		2.2/2.0	2.6/2.5	V _f	
REVERSE VOLTAGE	5.0			V _r	I _r =100µA
AXIAL INTENSITY (G/R)		3900/3900		µcd	I _f =10mA
EMITTED COLOR:	GREEN/RED				
FACE COLOR:	GREY				
SEGMENT COLOR:	MILKY WHITE DIFFUSED				



CHARCTER DETAIL



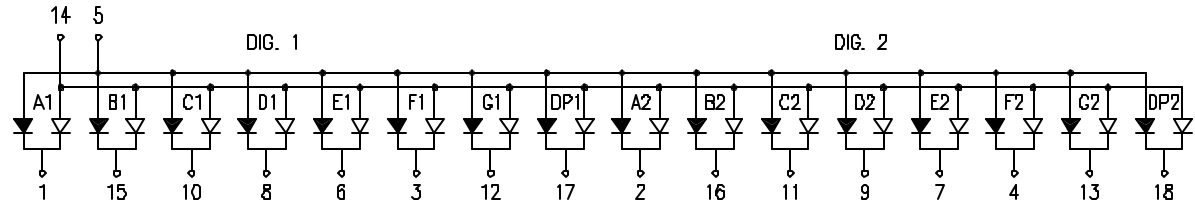
LIMITS OF SAFE OPERATION AT 25°C PER CHIP

PARAMETER	COLORS	MAX	UNITS
PEAK FORWARD CURRENT*		150	mA
STEADY CURRENT	(G/R)	25/30	mA
POWER DISSIPATION		105	mW
DERATE FROM 25°C		-1.2	mW/°C
OPERATING, STORAGE TEMP.		-40 TO +85	°C
SOLDERING TEMP.		+260	°C
2.0mm FROM BODY			3 SEC. MAX

* t<10µs

COMMON ANODE

- PIN 5 RED
- PIN 14 GREEN



UNCONTROLLED DOCUMENT

*UNLESS OTHERWISE SPECIFIED TOLERANCE IS ±0.25mm (±0.010")

REV.	PART NUMBER
A	LDD-M50024R1

CONFIDENTIAL INFORMATION
 THE INFORMATION CONTAINED IN THIS DOCUMENT IS THE PROPERTY OF LUMEX INC. EXCEPT AS SPECIFICALLY AUTHORIZED IN WRITING BY LUMEX INC, THE HOLDER OF THIS DOCUMENT SHALL KEEP ALL INFORMATION CONTAINED HEREIN CONFIDENTIAL AND SHALL PROTECT SAME IN WHOLE OR IN PART FROM DISCLOSURE AND DISSEMINATION TO ALL THIRD PARTIES.

RELIABILITY NOTE
 OUR MANY YEARS OF EXPERIENCE DATA ACCUMULATION INDICATE THAT SOLDER HEAT IS A MAJOR CAUSE OF EARLY AND FUTURE FAILURE. PLEASE PAY ATTENTION TO YOUR SOLDERING PROCESS.

LUMEX INCORPORATED

290 E. HELLEN ROAD
 PALATINE, ILLINOIS 60067
 PHONE: 1-847-359-2790
 WEB: HTTP://WWW.LUMEX.COM

DRAWN BY:	CHECKED BY:	APPROVED BY:	DATE: 8-24-99
SS/DU			PAGE: 1 OF 1
			SCALE: N/A

0.50" SEVEN SEGMENT, DUAL DIGIT DISPLAY, BICOLOR, 565nm GREEN/635nm RED, GRAY FACE, WHITE SEGMENTS, COMMON ANODE, RIGHT DECIMAL PLACES.